





	<p><b>Physical Development/ Handwriting</b></p> <ul style="list-style-type: none"> <li>○ Daily dough disco</li> <li>○ Handwriting CVC words and simple sentences</li> <li>○ Weekly PE lessons</li> <li>○ Daily access to outdoor area for gross motor skills</li> </ul>	<p><b>Expressive Arts and Design:</b></p> <ul style="list-style-type: none"> <li>○ Motion art work</li> <li>○ Learning a class song to perform</li> <li>○ Explaining their artistic choices</li> </ul>	 <p>Curriculum links to Year 1 "Tracks Through Time" Movement journeys</p>	
				<p><b>On The Move Summer 2</b></p> <p><b>Enquiry theme: How and why do people move?</b></p>	<p><b>Understanding the World</b></p> <ul style="list-style-type: none"> <li>○ Experimenting with different textured surfaces and different wheeled, round or flat objects - which can travel the fastest, the farthest?</li> <li>○ Simple machines and how they work</li> </ul>	<p><b>Phonics</b></p> <ul style="list-style-type: none"> <li>○ We follow the scheme Read, Write, Inc.</li> <li>○ Children will be taught and supported at the appropriate level for them to help them make the best progress.</li> <li>○ Following Read, Write, Inc's projected progression, children will learn to:</li> <li>○ <i>Read Set 2 sounds and matching Phonics Green Words including longer words</i></li> <li>○ <i>Review Set 1 Phonics Green Words</i></li> <li>○ <i>Read nonsense words</i></li> <li>○ <i>Spell using Fred Fingers</i></li> <li>○ We will learn the "red words": I, the, no, go, to, he, she, we, me, be, said, you, are, my, once, your, was, like, is, into, do, to, they, like + <b>today, one, friend, put, where, love</b></li> </ul>	
<p><i>How to Catch a Star</i> by Oliver Jeffers</p>	<p><i>The Night Pirates</i> by Peter Harris</p>	<p><i>Paper Dolls</i> by Julia Donaldson</p>	<p><i>Mrs Armitage on Wheels</i> by Quentin Blake</p>		<p><b>Core knowledge:</b></p> <ul style="list-style-type: none"> <li>○ Journeys, transport, routes, transition into Year 1</li> </ul>	<p><b>Communication and Language focus:</b></p> <ul style="list-style-type: none"> <li>○ Respond relevantly to questions</li> <li>○ Use conversational skills</li> <li>○ Offer explanations</li> <li>○ Speak in full sentences</li> <li>○ Use the correct tense when speaking</li> <li>○ Remember and repeat 7 word sentences</li> <li>○ Label categories correctly</li> </ul> <p><b>Vocabulary focus:</b> Journeys, transport, routes, transition into Year 1</p>	
<p><b>Maths</b></p> <ul style="list-style-type: none"> <li>○ We use Mastering Number (NCTEM) and White Rose Maths. Topics covered this term include: <ul style="list-style-type: none"> <li>○ Doubles</li> <li>○ Build numbers beyond 10</li> <li>○ Composition to 10</li> <li>○ Number tracks</li> <li>○ Sharing and grouping</li> <li>○ Number bonds</li> <li>○ Counting beyond 20</li> </ul> </li> </ul>	<p><b>Personal, Social and Emotional Development</b></p> <ul style="list-style-type: none"> <li>○ Explain the reasons for rules and know right from wrong</li> <li>○ Work and play cooperatively with others</li> <li>○ We follow the scheme <u>Jigsaw</u> for PSHE lessons.</li> <li>○ The theme this term is "Relationships - building healthy relationships"</li> </ul>	<p><b>"Tapestry Tuesday" / Show and Tell</b></p> <ul style="list-style-type: none"> <li>○ Each Tuesday we will dedicate time to sharing and celebrating the achievements, milestones and updates from the members of our class family.</li> <li>○ Please add observations to Tapestry for your child to share with the class.</li> <li>○ These can be anything that they feel proud about or would like to talk to the class about.</li> <li>○ This term, our focus will be asking and answering "<b>why</b>", "<b>who</b>", "<b>when</b>" and "<b>how</b>" questions</li> </ul>	<p><b>Enrichment suggestions</b></p> <ul style="list-style-type: none"> <li>○ Local walk</li> <li>○ Transition visits to Year 1</li> <li>○ Father's Day</li> <li>○ End of year celebration</li> </ul>	<p>Our Whole School Value is:</p> <p><u>Curiosity</u></p> 			<p><b>Non-Fiction Book of the week</b></p> <ul style="list-style-type: none"> <li>○ Each week we choose a non-fiction book to dip into and to learn about something new. Children are encouraged to share their own interests and fascinations to guide our choices.</li> <li>○ Topics may include subjects which complement our core learning, such as: vehicles, transport, journeys, growing and changing</li> </ul>